

Gateway Features

In Britannia Beach, gateways would define the entry from both directions into the Britannia Beach community, in a similar manner to other corridor communities, but with distinctive elements unique to Britannia Beach to set it apart.

Elements of Continuity are consistent features that identify the Sea-to-Sky Highway corridor as a system from West Vancouver to Whistler.

Elements of Distinction are features developed in consultation with each community at the detailed design phase, representing each community as a unique place and destination.

Community Rocks Option

Option 1

Elements of Continuity

- boulder or rock; real or "faux"

Elements of Distinction

- considers input from the community

Option 2

Elements of Continuity


- boulder or rock used as consistent base

Elements of Distinction


- sculpture or sign with community name and symbol attached to base designed in consultation with community

The **Community Rocks** option(s) uses the rock theme to emphasize the natural surroundings of the area. In either option the rock feature would be approximately eight feet high, and could be illuminated.

Option 1



Option 2



Community Links Option

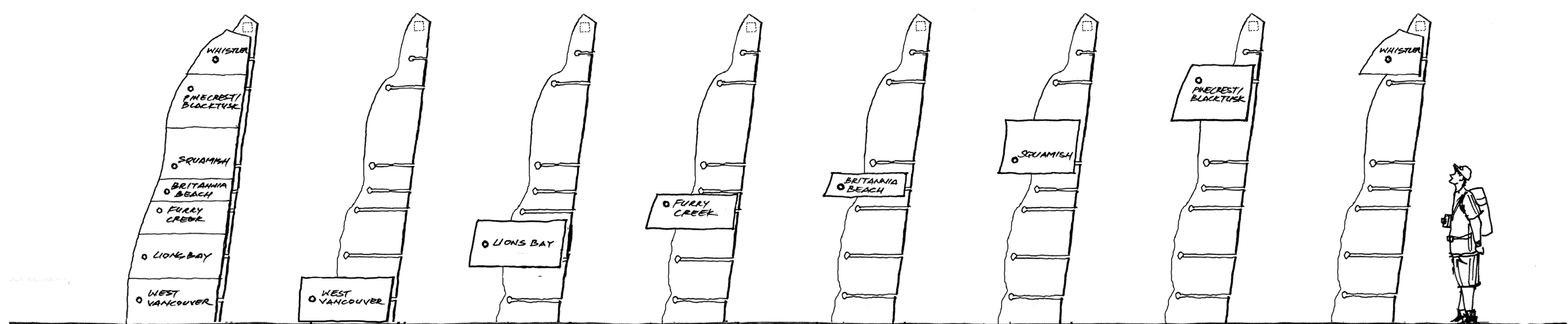
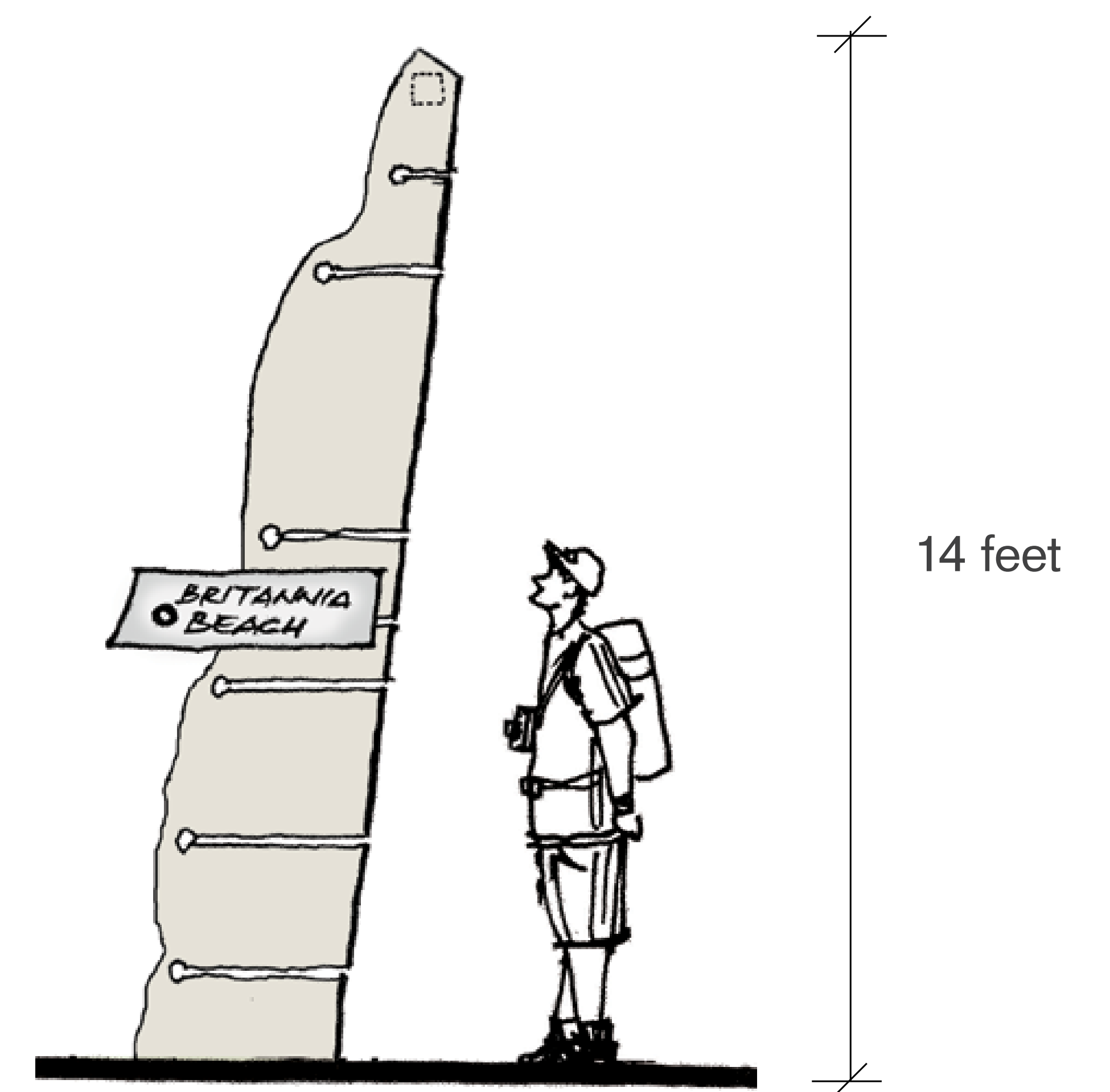
Elements of Continuity

- Vertical face (wood or metal) with one edge carved to represent the curve of the Sea to Sky Highway.
- Locations of corridor communities along the highway indicated by a line

Elements of Distinction

- Unique glass-like, metal or wooden coloured sleeve or band featuring the name of the community
- Emphasizes the name of the community being entered
- Considers input from the community

The **Community Links** option emphasizes the linking of communities from West Vancouver to Whistler along the Sea to Sky Highway corridor. The slab would be approximately 14 feet high in order to be adequately visible to motorists, and could be illuminated.



Gateway Features

Community Rings Option

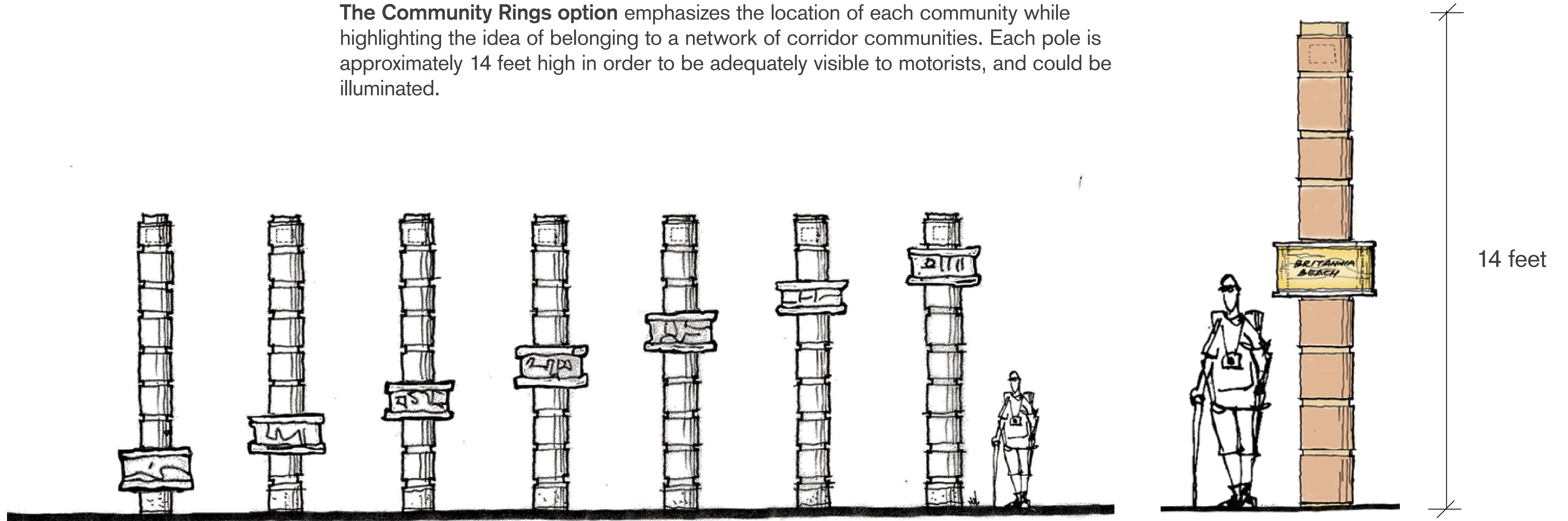
Elements of Continuity

- vertical pole (wood or metal)

Elements of Distinction

- unique glass-like, metal or wooden coloured band featuring the name of community
- emphasizes name of community being entered
- considers input from the community

The Community Rings option emphasizes the location of each community while highlighting the idea of belonging to a network of corridor communities. Each pole is approximately 14 feet high in order to be adequately visible to motorists, and could be illuminated.



Community Blades Option

Elements of Continuity

- base fabricated from solid wood beam

Elements of Distinction

- metal or wooden blade that fits into wood base
- considers input from the community

The Community Blade option integrates with the surrounding environment and history of the area. This option features a simple, contemporary geometric form and is adaptable to other signage uses of different scales. The feature would be approximately 14 feet high in order to be adequately visible to motorists, and could be illuminated.

